



ಬೃಹತ್ ಬೆಂಗಳೂರು ಮಹಾನಗರ ಪಾಲಿಕೆ
Bruhat Bengaluru Mahanagara Palike



BBMP COVID-19 WAR ROOM 23.11.2022



OVERVIEW OF COVID-19 IN BENGALURU

CASE TRENDS ACTIVE CASES **1,420**

<u>Confirmed Cases</u>	<u>Recovered Cases</u>	<u>Death Cases</u>
41 18,75,923 #	42 18,57,513 #	0 16,990 #

HOSPITALIZATION **2**

<u>ICU – V</u>	<u>ICU</u>	<u>HDU</u>	<u>General</u>
-	-	-	2

INCLUDES GOVT. QUOTA AND PRIVATE WALK-IN HOSPITALIZATION

VACCINATION **281** 2,04,90,006 #

<u>First Dose</u>	<u>Second Dose</u>	<u>Precaution Dose</u>
21 96,79,145 #	43 94,83,218 #	217 13,27,643 #

TRIAGING

<u>MTU</u>
3
<u>Tele Triage</u>
37

ACTIVE CZs

0
<u>MCZs (< 5 cases)</u>
0
<u>Clusters (> 5 cases)</u>
0

TESTING **1,190** 3,19,76,150 #

<u>Positivity :3.36%</u>	<u>RAT</u>	<u>RTPCR</u>
<small>*FOR LAST 7 DAYS</small>	205	985

: indicates cumulative numbers till date



ABSTRACT OF COVID-19 SCENARIO IN BENGALURU



	MALE			FEMALE			TRANSGENDER			TOTAL		
	Last 24 Hours	Last 7 Days	Cumulative	Last 24 Hours	Last 7 Days	Cumulative	Last 24 Hours	Last 7 Days	Cumulative	Last 24 Hours	Last 7 Days	Cumulative
Positive Cases	22	65	11,05,463	19	58	7,69,568	0	0	196	41	123	18,75,923
Recovered Cases	17	45	10,93,655	25	48	7,63,764	0	0	187	42	93	18,57,513
Death Cases	0	0	10,760	0	0	6,226	0	0	4	0	0	16,990
Total Tests Done	In Last 24 hrs. : 1,190			In last 7 days : 7,228			Cumulative : 3,19,76,150					
Vaccine Doses Administered	In Last 24 hrs. : 281			In last 7 days : 3,062			Cumulative : 2,04,90,006					
ACTIVE CASES									1,420			

*Covid deaths occurred today : 00 | Covid deaths occurred beyond last 24hrs., reported today : 00

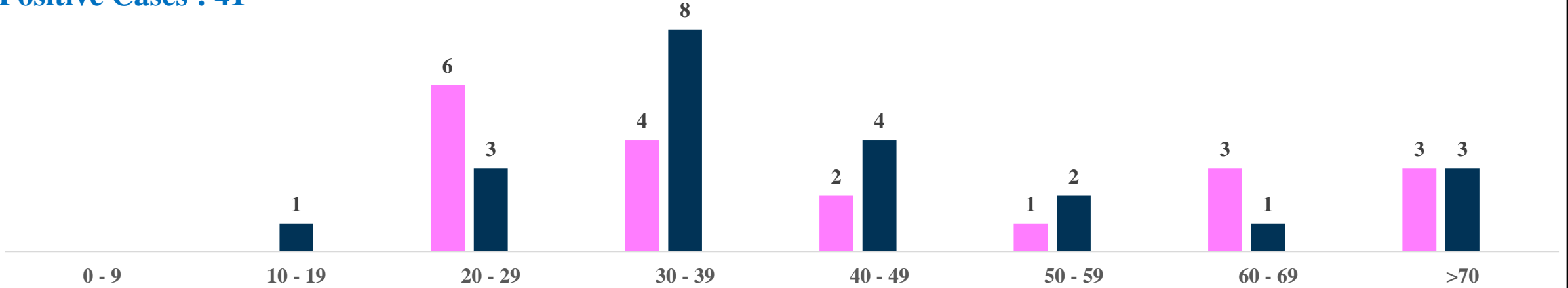


LAST 24 HOURS AGE GROUP AND GENDER WISE DISTRIBUTION



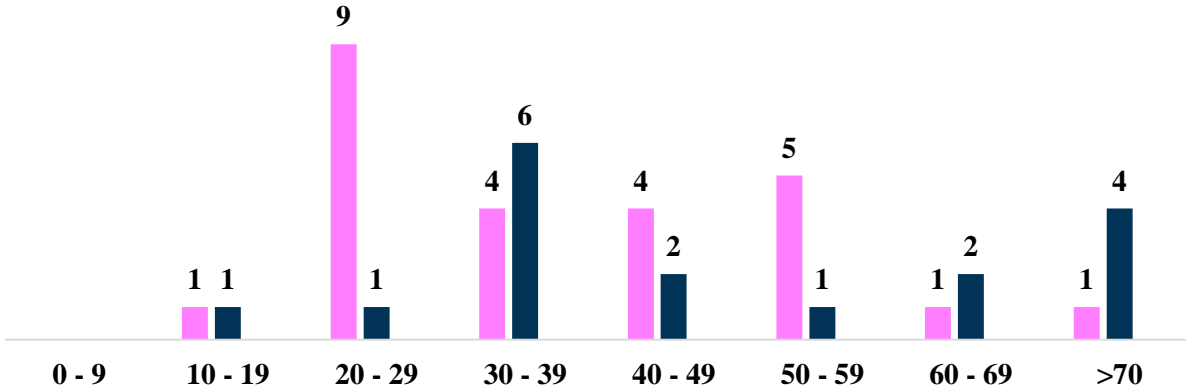
Positive Cases : 41

Female Male Transgender



Recovered Cases : 42

Death Cases : 0



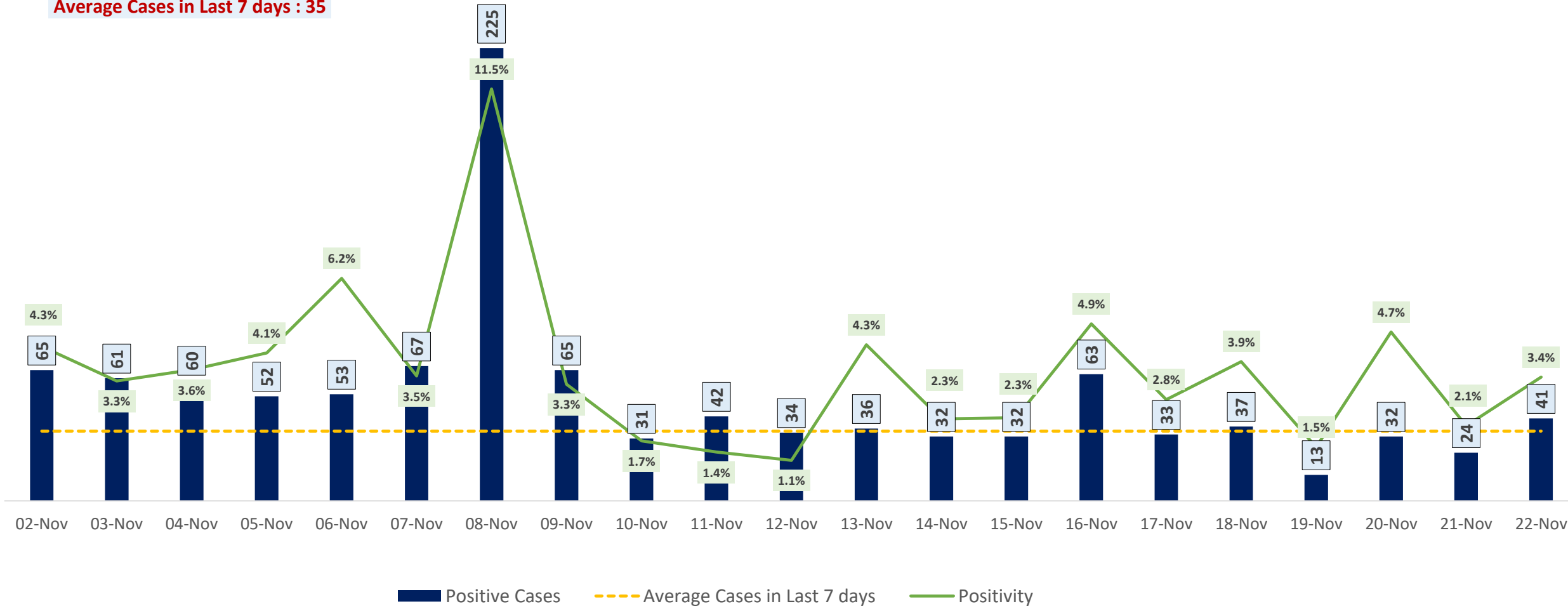
0 to 9 10 to 19 20 to 29 30 to 39 40 to 49 50 to 59 60 to 69 >=70



POSITIVITY RATE OF BENGALURU – LAST 21 DAYS



Average Cases in Last 7 days : 35

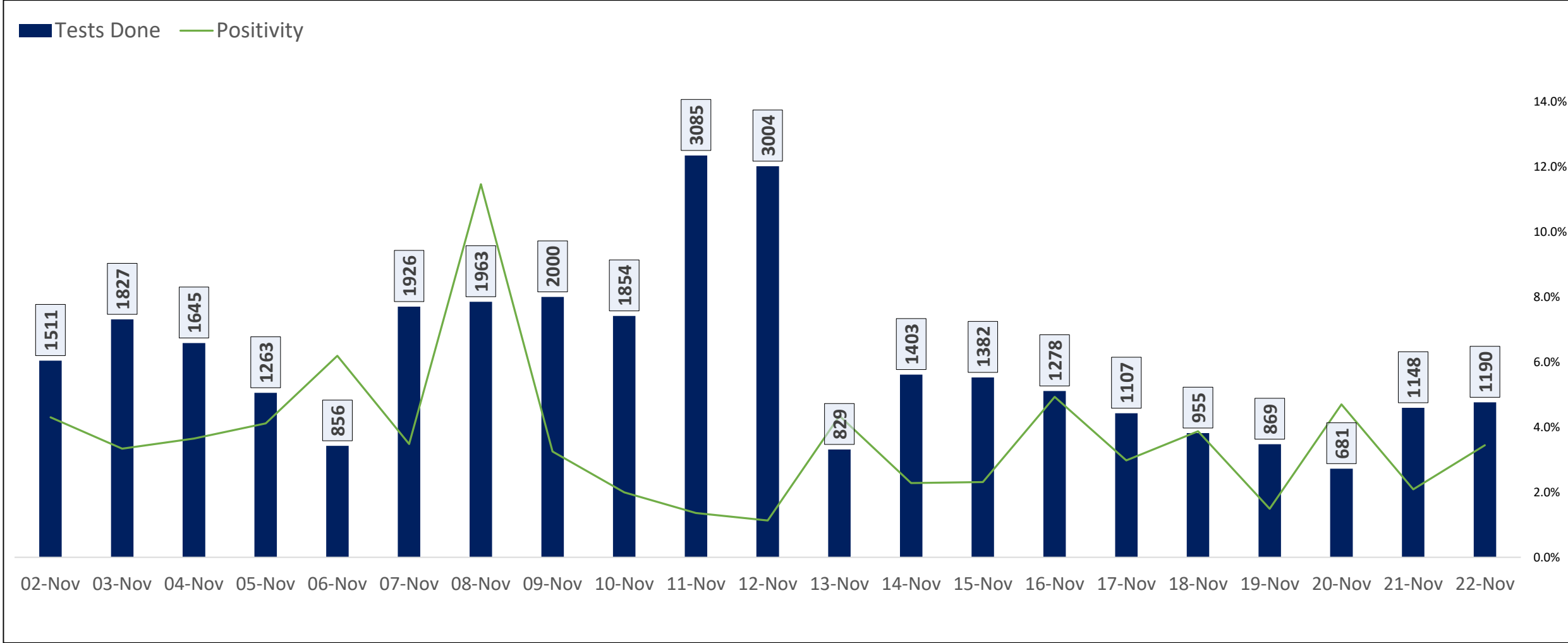




TESTING TRENDS IN BENGALURU

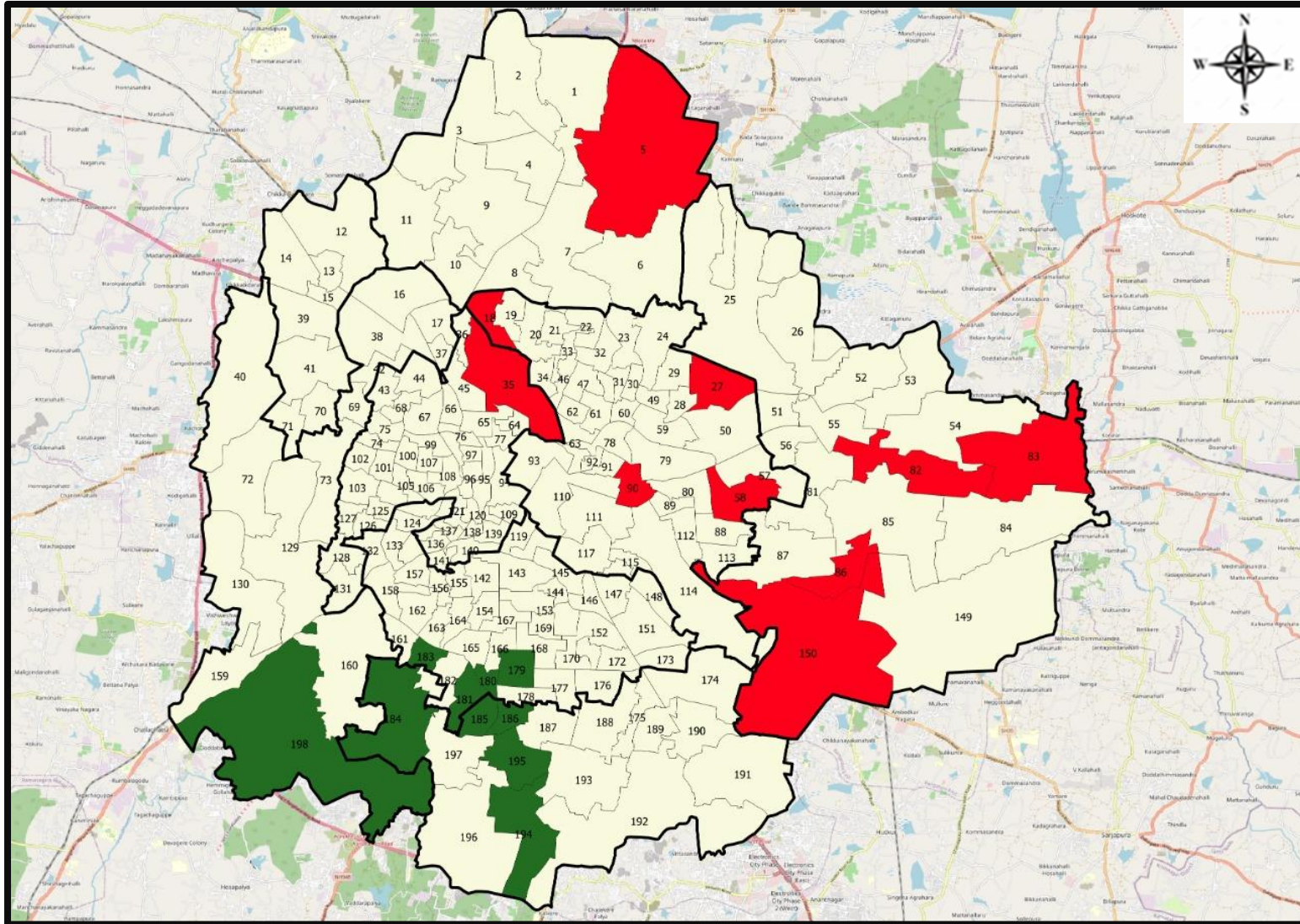


Total Test Conducted Till Date	Test Conducted Last 24 hours	Last 7 Days Average
3,19,76,150	1,190	1,033





BENGALURU URBAN MAP SHOWING TREND OF POSITIVE CASES IN LAST 7 DAYS



Top 10 wards reporting highest number of positive cases in last 10 days

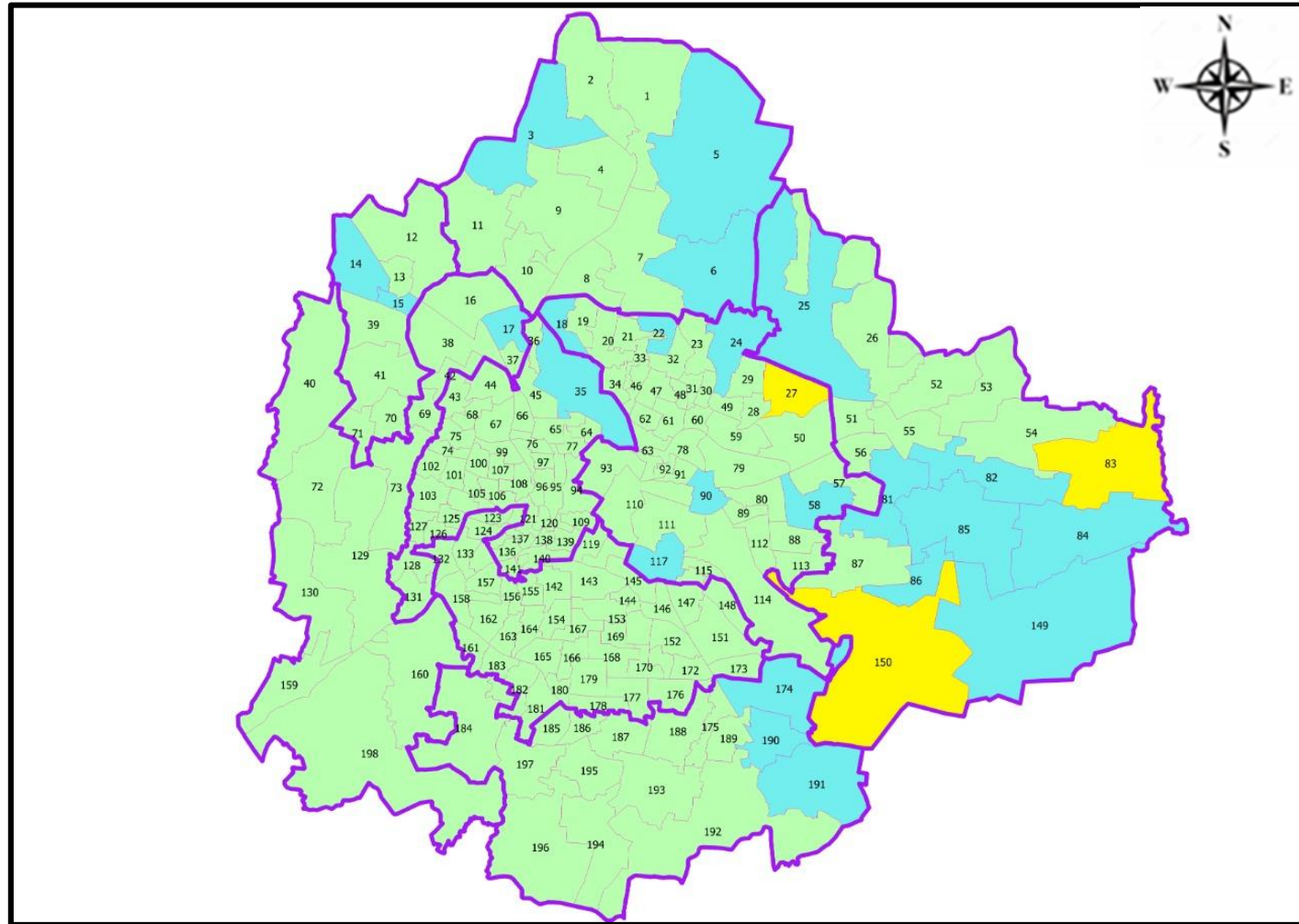
Ward No.	Ward Name	Daily Cases Average
150	Bellanduru	2
83	Kadugodi	1
27	Banasavadi	1
149	Varthuru	1
35	Aramane Nagar	1
90	Halsoor	1
6	Thanisandra	1
15	T Dasarahalli	1
18	Radhakrishna Temple	1
82	Garudachar Palya	1







Top 10 wards reporting least number of positive cases in last 7 days

Ward No.	Ward Name	Daily Cases Average
198	Hemmigepura	0
195	Konanakunte	0
194	Gottigere	0
187	Puttenahalli	0
186	Jaraganahalli	0
185	Yelchenahalli	0
184	Uttarahalli	0
183	Chikkalsandra	0
181	Kumaraswamy Layout	0
180	Banashankari Temple Ward	0



BENGALURU MAP SHOWING INTENSITY OF POSITIVE CASES IN LAST 7 DAYS



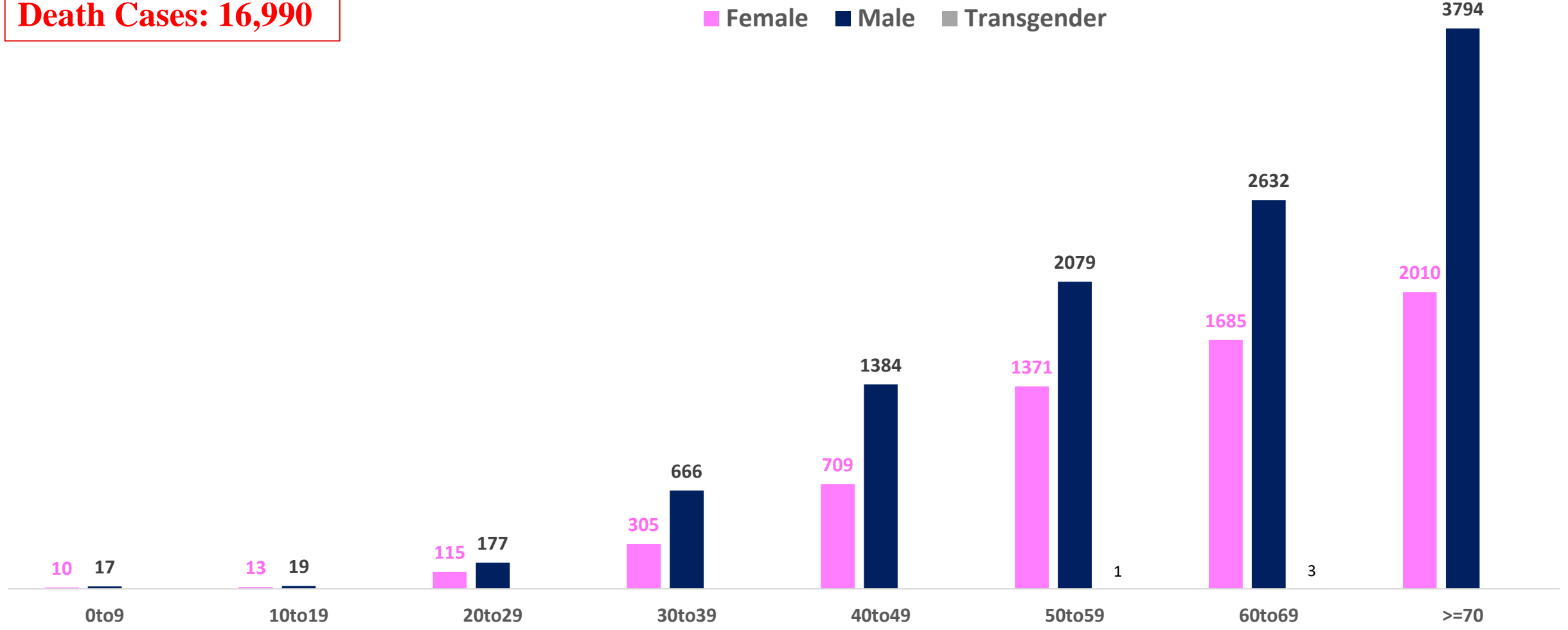
-  Level 1 : 0 to 2 Cases
-  Level 2 : 2 to 5 Cases
-  Level 3 : 5 to 10 Cases
-  Level 4 : 10 to 25 Cases
-  Level 5 : More than 25 Cases
-  Zone Boundaries



AGE AND GENDER WISE DISTRIBUTION OF DEATH CASES



Death Cases: 16,990





COVID-19 SCENARIO IN BENGALURU AND OTHER METROPOLITAN CITIES



CITY NAME	Positive Cases	Active Cases	Recovered	Deceased	Vaccine Doses Administered
New Delhi	20,06,885	115	19,80,254	26,516	3,73,17,328
Bengaluru*	18,75,923	1,420	18,57,513	16,990	2,37,78,980
Mumbai	11,53,882	129	11,34,010	19,743	2,21,34,555
Chennai	7,93,068	65	7,83,932	9,071	1,13,96,462

Source : <https://dashboard.cowin.gov.in/> at 5:00pm (23.11.2022)
Source : <https://www.covid19bharat.org/> at 5:00pm (23.11.2022)

*includes BBMP & Bengaluru Urban



SNAPSHOT OF COVID-19 CASES IN BENGALURU URBAN



**Total Wards With
< = 5 Cases* :
192**

**Tests Conducted
on 22.11.2022:
1,190**

**Recovery
Rate*:
99.02%**

**Total
Active Cases :
1,420**

**Total Vaccinated
on 22.11.2022:
281**

**Positivity
Rate* :
3.36%**

**Active
Rate*:
0.08%**

**Case
Fatality Rate* :
0.00%**





*Total positive cases In the past 7 days

*CFR and positivity is for Past 7 days



ಬೃಹತ್ ಬೆಂಗಳೂರು ಮಹಾನಗರ ಪಾಲಿಕೆ
Bruhat Bengaluru Mahanagara Palike



Download BBMP Bulletin	https://apps.bbmpgov.in/covid19/mediabulletin.php
To register for vaccination :	https://selfregistration.cowin.gov.in/
BBMP COVID19 Dashboard:	https://apps.bbmpgov.in/covid19/
Follow us on:	 www.facebook.com/bbmp.comm1/
	 twitter.com/BBMPCOMM
	  BBMPSplHealth

Issued by:

Honorable Chief Commissioner, BBMP
Special Commissioner Health & IT, BBMP
MD, Bengaluru Smart City Limited

THANK YOU !

